

## Revenue

	3 Months (End current quarter)	YTD	One Year	3 Years	5 Years
Fund Performance	-0.7%	-2.1%	-3.6%	-	-
Benchmark Performance	-0.4%	-2.1%	1.7%	-	-
Performance Difference	-0.3%	0.0%	-5.3%	-	-

## Yearly Fund Performance

	YTD	2020	2019	2018	2017	2016
Fund	-2.1%	0.4%	-	-	-	-
Benchmark	-2.1%	3.2%	-	-	-	-
Difference	0.0%	-2.8%	-	-	-	-

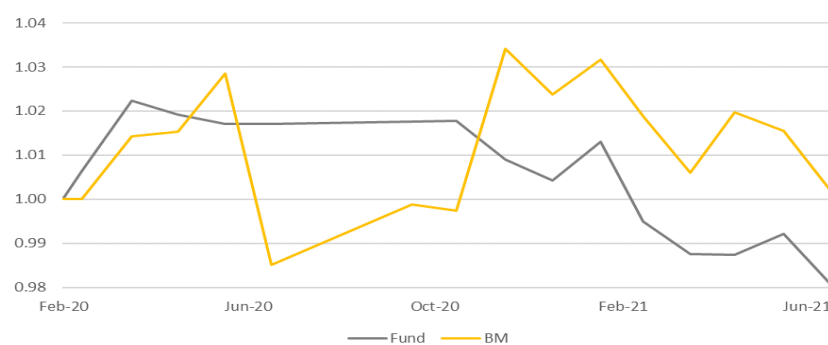
## Cash Distributions

	YTD	2020	2019	2018	2017	2016
Fund	1.51%	2.67%	-	-	-	-

## Performance and Risks

Performance and risk standards	3 Months (End current quarter)	YTD	One Year	3 Years	5 Years
Standard Deviation	3.2%	4.5%	11.6%	-	-
Sharp Indicator	-0.3	-0.6	-0.4	-	-
Tracking Error	0.7%	0.6%	1.5%	-	-
Beta	0.06	0.07	0.03	-	-
Alpha	-0.01	-0.02	-0.02	-	-
Information Index	-0.46	-0.01	-3.48	-	-

## Graph Showing Performance Since Inception



## Price Information as of the End of the Relevant Quarter (June 2021)

	Value
Unit Price (as at the end of the Relevant Quarter)	9.8089 Saudi Riyals
Change in Unit Price ( Compared to the previous Quarter)	-0.7%
Dual Unit Price for Money Market Funds, and Debt Instruments Funds with Fixed Income (If any)	-
Total Units of the Fund	21,100,000 Units
Total Net Assets	206,968,530 Saudi Riyals
(P/E) Ratio (If any)	-

## Fund Information as of the End of the Relevant Quarter (June 2021)

	Value	%
Total Expense Ratio (TER)	99,846	0.05% (From the average of the net asset value)
Borrowing Percentage (if any)	0	0.0% (From the total of the net asset value)
Dealing Expenses	0	0.0% (From the average of the net asset value)
Investment of the fund manager (If any)	0	0.0% (From the net asset of the fund)
Distributed Profits	1,002,048	0.5% (From the average of the net asset value)

## The Objective of the Fund

Albilad Saudi Sovereign Sukuk ETF seeks to track the performance of Albilad IdealRatings Saudi sovereign Sukuk index, which includes Saudi Riyals denominated Sukuk, listed in the Saudi Stock Main Market (Tadawul), with a maturity of 3 months or more. The fund will also aim to distribute monthly dividends to unit holders.

## Fund Information as Follows

Fund Start Date: 16 February 2020

Unit Price Upon Offering: 10 SAR

Size of the Fund: 207,228,071 SAR

Type of the Fund: ETF

Currency of the Fund: Saudi Riyal

Level of Risk: Low to Medium

Benchmark: Albilad IdealRating Saudi Domestic Sovereign Sukuk Index )

Number of Distributions (If any): Monthly

Percentage of Fees for the Management of the Invested Fund (If any):-

The Investment Advisor and Fund Sub-Manager (If any): -

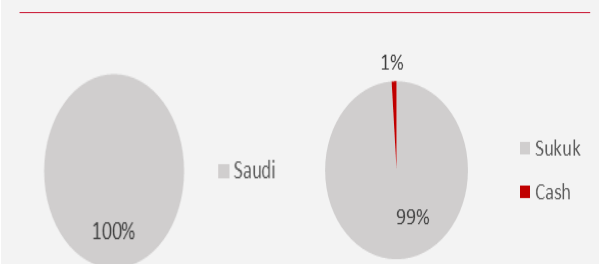
The Number of Days of the Weighted Average (If any): -

## Details of the Fund's Ownership Investments

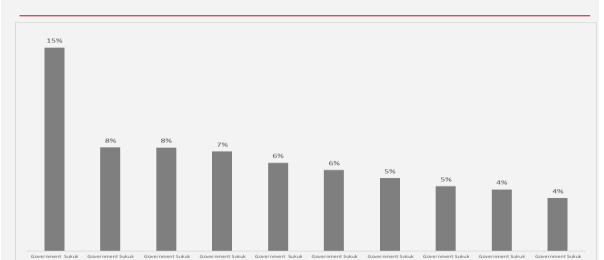
Full Ownership: 100%

Usufruct Right: 00.0%

A graph indicating the fund's asset distribution (sector/geographic)



A graph indicating the top 10 investments of the fund



## Contact Information as Follows

Phone Number: 920003636

Website: <http://www.albilad-capital.com/En/AssetManagement>

Email: [clientservices@albilad-capital.com](mailto:clientservices@albilad-capital.com)