

ALBILAD MSCI US EQUITY ETF

4th Quarter, 2023



The Objective of the Fund

The Fund aims to track and simulate the performance of the "MSCI Islamic Index A Series" which is designed to measure the performance of the large and mid cap segments of the US market that are compliant with the regulations of the Sharia Board. before calculating any distributions, fees, or expenses.

Fund Information as Follows


Fund Start Date: 28 March 2022
Unit Price Upon Offering: 10 SAR
Size of the Fund: 11,462,037 SAR
Type of the Fund: ETF
Currency of the Fund: Saudi Riyal
Level of Risk: High
Benchmark: MSCI Islamic Index A Series

Number of Distributions (If any): -
Percentage of Fees for the Management of the Invested Fund (If any):-
The Investment Advisor and Fund Sub-Manager (If any): -
The Number of Days of the Weighted Average (If any): -

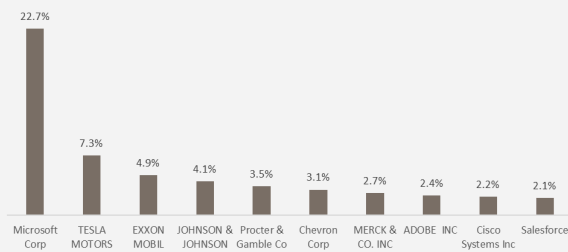
Details of the Fund's Ownership Investments

Full Ownership: 100%
Usufruct Right: 0.00%

A Graph Indicating the Fund's Asset Distribution (Sector/Geographic)



A Graph Indicating the Top 10 Investments of the Fund



Contact Information as Follows

Phone Number: 920003636
Website: www.albilad-capital.com
Email: clientservices@albilad-capital.com

Revenue

	3 Months (End current quarter)	YTD	One Year	3 Years	5 Years
Fund Performance	8.51%	20.23%	20.23%	-	-
Benchmark Performance	9.02%	23.71%	23.71%	-	-
Performance Difference	-0.50%	-3.49%	-3.49%	-	-

Yearly Fund Performance

	YTD	2022	2021	2020	2019	2018
Fund	20.23%	-5.56%	-	-	-	-
Benchmark	23.71%	-10.32%	-	-	-	-
Difference	-3.49%	4.76%	-	-	-	-

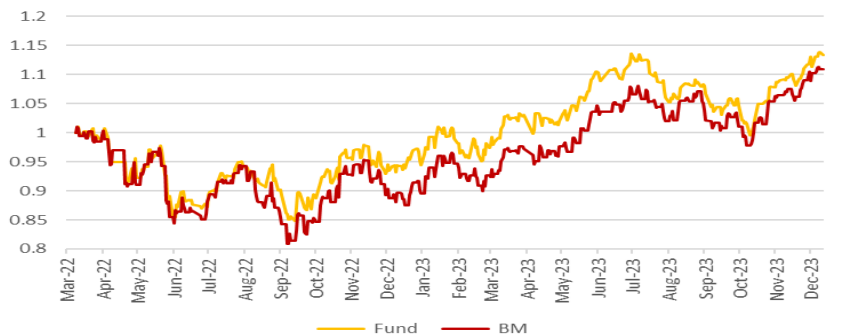
Cash Distributions

	YTD	2021	2020	2019	2018	2017
Fund	-	-	-	-	-	-

Performance and Risks

Performance and risk standards	3 Months (End current quarter)	YTD	One Year	3 Years	5 Years
Standard Deviation	12.63%	14.18%	14.18%	-	-
Sharp Indicator	2.53	0.66	0.99	-	-
Tracking Error	1.08%	1.01%	1.01%	-	-
Beta	0.04	0.37	0.37	-	-
Alpha	30.55%	5.09%	7.63%	-	-
Information Index	-0.47	-3.45	-3.45	-	-

Graph Showing Performance Since Inception



Price Information as of the End of the Relevant Quarter (December/2023)

	Value
Unit Price (as at the end of the Relevant Quarter)	11.3346 Saudi Riyals
Change in Unit Price (Compared to the previous Quarter)	8.51%
Dual Unit Price for Money Market Funds, and Debt Instruments Funds with Fixed Income (If any)	- Saudi Riyals
Total Units of the Fund	1,000,000 Units
Total Net Assets	11,334,592 Saudi Riyals
(P/E) Ratio (If any)	-

Fund Information as of the End of the Relevant Quarter (December /2023)

	Value	%
Total Expense Ratio (TER)	60,887	0.57% (From the average of the net asset value)
Borrowing Percentage (if any)	-	0.00% (From the total of the net asset value)
Dealing Expenses	-	0.00% (From the average of the net asset value)
Investment of the fund manager (if any)	-	0.00% (From the net asset of the fund)
Distributed Profits	-	0.00% (From the average of the net asset value)

Disclaimer: Past performance of the fund is no guide to future performance and the value of investments and income from them can fall as well as rise. Where included, benchmark and index data included in this document are provided for illustrative purposes only To ensure proper understanding of the product and its suitability to the investor's risk profile, it is strongly recommend that the investor read the agreement and the terms and conditions of the fund. All rights reserved to Albilad Investment Company 2022© . (Commercial Registration No. 1010240489) dated 10/07/2017 G, 10/16/1438 H, and is regulated by Saudi Arabia's Capital Market Authority (license No. 08100-37) dated 01/08/1428H 14/08/2007

