

The Objective of the Fund

The fund aims to closely track the performance of the instrument DGSG spot contract which, is listed on Dubai Gold and Commodities Exchange (DGEX). The fund will be passively managed by purchasing physical gold and storing it in Dubai Multi Commodities Centre (DMCC). The fund will purchase Shariah compliant spot gold contracts from DGEX to achieve performance of gold commodity on a daily basis, before the deduction of fees and expenses.

Fund Information as Follows

Fund Start Date: 2 June 2020

Unit Price Upon Offering: 10 SAR

Size of the Fund: 108,469,260 SAR

Type of the Fund: ETF

Currency of the Fund: Saudi Riyal

Level of Risk: Medium to High

Benchmark: the DGEX spot gold price (DGSG)

Number of Distributions (If any): -

Percentage of Fees for the Management of the Invested Fund (If any):-

The Investment Advisor and Fund Sub-Manager (If any): -

The Number of Days of the Weighted Average (If any): -

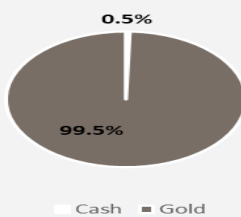
Details of the Fund's Ownership Investments

Full Ownership: 100%

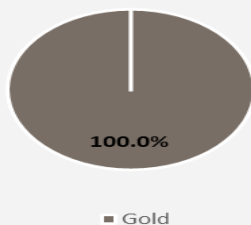
Usufruct Right: 00.0%

A Graph Indicating the Fund's Asset Distribution (Sector/Geographic)

*Geographic Distribution is not applicable



A Graph Indicating the Top 10 Investments of The Fund



Contact Information as Follows

Phone Number: 920003636

Website: <http://www.albilad-capital.com/En/AssetManagement>

Email: clientservices@albilad-capital.com

Revenue

	3 Months (End current quarter)	YTD	One Year	3 Years	5 Years
Fund Performance	-1.51%	-9.12%	-9.62%	-	-
Benchmark Performance	-0.33%	-7.10%	-7.06%	-	-
Performance Difference	-1.18%	-2.02%	-2.56%	-	-

Yearly Fund Performance

	YTD	2020	2019	2018	2017	2016
Fund	-9.12%	7.48%	-	-	-	-
Benchmark	-7.10%	9.04%	-	-	-	-
Difference	-2.02%	-1.55%	-	-	-	-

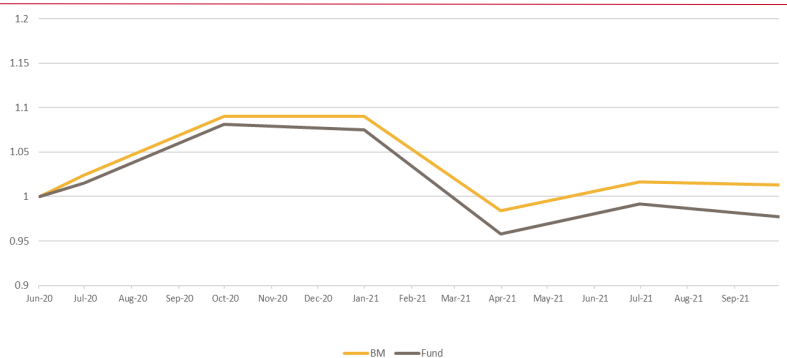
Cash Distributions

	YTD	2020	2019	2018	2017	2016
Fund	-	-	-	-	-	-

Performance and Risks

Performance and risk standards	3 Months (End current quarter)	YTD	One Year	3 Years	5 Years
Standard Deviation	6.52%	12.46%	14.95%	-	-
Sharp Indicator	-0.26	-0.78	-0.70	-	-
Tracking Error	0.68%	0.69%	0.77%	-	-
Beta	0.63	0.69	0.65	-	-
Alpha	-0.01	-0.04	-0.05	-	-
Information Index	-1.73	-2.90	-3.35	-	-

A Graph Indicating the Performance of the Fund Since Its Beginning



Price Information as of the End of the Relevant Quarter (September/2021)

	Value
Unit Price (as at the end of the Relevant Quarter)	9.77 Saudi Riyals
Change in Unit Price (Compared to the previous Quarter)	-1.51%
Dual Unit Price for Money Market Funds, and Debt Instruments Funds with Fixed Income (If any)	- Saudi Riyals
Total Units of the Fund	11,100,000 Units
Total Net Assets	108,469,260 Saudi Riyals
(P/E) Ratio (If any)	-

Fund Information as of the End of the Relevant Quarter (September/2021)

	Value	%
Total Expense Ratio (TER)	306,019	0.31% (From the average of the net asset value)
Borrowing Percentage (if any)	-	0.00% (From the total of the net asset value)
Dealing Expenses	-	0.00% (From the average of the net asset value)
Investment of the fund manager (If any)	-	0.00% (From the net asset of the fund)
Distributed Profits	-	0.00% (From the average of the net asset value)